

## On the Modes of Reaction of Xenon Difluoride with Organic Substrates: The Influence of Solvent and Vessel

Christopher A. Ramsden\* and Rachel G. Smith

Department of Chemistry, Keele University  
Keele, Staffordshire, UK ST5 5BG

Received February 9, 1998

Xenon difluoride ( $\text{XeF}_2$ ) is a stable, commercially available solid that is attracting increasing attention as an “electrophilic” fluorinating agent.<sup>1</sup> We wish to report that the choice of solvent and reaction vessel profoundly influences the mode of reaction of this reagent with organic substrates. Our own studies with  $\text{XeF}_2$  have focused on reactions with trimethylsilyl derivatives;<sup>2</sup> this strategy avoids formation of hydrogen fluoride during reaction and has enabled us to demonstrate conditions for two discrete modes of reaction which we now describe.

Our work with divalent xenon is part of a comparative study of the chemistry of hypervalent derivatives of the Periodic Table triad Te, I, and Xe that is ultimately directed to the application of novel reactions to biological problems.<sup>2–4</sup> In this context  $\text{XeF}_2$  provides access to fluoro derivatives of biological interest and to methods for the rapid introduction of the isotope  $^{18}\text{F}$  ( $t_{1/2}$  110 min) into biological ligands for positron emission tomography (PET).<sup>5</sup> We are particularly interested in (i) how the nonbonding molecular orbitals of the hypervalent three-center, four-electron [3c–4e] bonds in these species ( $\text{Te}^{\text{IV}}$ ,  $\text{I}^{\text{III}}$ , and  $\text{Xe}^{\text{II}}$ ) influence their mode of reaction and (ii) the ability of these reagents to function first as electrophiles (e.g.  $\text{An}_2\text{Te}^+\text{OH}$ ,  $\text{PhI}^+\text{OAc}$ , or  $\text{Xe}^+\text{F}$ ) and subsequently as exceptionally good leaving groups (i.e.  $\text{An}_2\text{Te}$ ,  $\text{PhI}$ , or  $\text{Xe}$ ).<sup>6</sup> These considerations led us to predict and demonstrate the fluorodesilylation of aryltrimethylsilanes (**4**  $\rightarrow$  **6**) (Scheme 1) using xenon difluoride.<sup>2a</sup>

We have previously shown that the  $\text{XeF}_2$ -mediated fluorodesilylation of aryltrimethylsilanes (**4**  $\rightarrow$  **6**) occurs in  $\text{CH}_2\text{Cl}_2$ ,  $\text{CHCl}_3$ ,  $\text{CFCl}_3$ , or  $\text{C}_6\text{F}_6$  solution and observed that no reaction takes place in  $\text{CH}_3\text{CN}$  solution.<sup>2a</sup> In another study we showed that trimethylsilyl benzoates **7** react with  $\text{XeF}_2$  in  $\text{CH}_2\text{Cl}_2$  or  $\text{C}_6\text{F}_6$  to give rearranged aryl fluoroformates **8** whereas in  $\text{CH}_3\text{CN}$  the products are derived from aryl radicals **2**.<sup>2b</sup> These results prompted us to make further studies of the influence of solvent on  $\text{XeF}_2$  reactions. It has previously been shown that  $\text{XeF}_2$  is moderately stable in  $\text{CH}_2\text{Cl}_2$  and  $\text{CHCl}_3$  and more stable in  $\text{CH}_3\text{CN}$ .<sup>7,8</sup> We have confirmed that the  $^{19}\text{F}$  NMR spectra of  $\text{XeF}_2$  in  $\text{CH}_2\text{Cl}_2$ ,  $\text{CHCl}_3$ ,  $\text{C}_6\text{F}_6$ ,  $\text{CH}_3\text{CN}$ , and  $\text{CH}_3\text{CN}/\text{D}_2\text{O}$  solution with fluorinated ethylene propylene (FEP) liners show that the solute is stable over hours and the characteristic “triplet”, made up of a singlet ( $\delta_{\text{F}} - 179$ ) plus a  $^{129}\text{Xe}$  doublet ( $J$  5642 Hz), confirms that it is un-ionized (i.e.  $\text{F}-\text{Xe}-\text{F}$ ). In contrast, when we attempted the determination of the  $^{19}\text{F}$  spectra in glass NMR tubes very rapid decomposition

occurred and no signals due to un-ionized  $\text{XeF}_2$  could be detected with the important exception of  $\text{CH}_3\text{CN}$  solution in which the un-ionized  $\text{XeF}_2$  is quite stable and shows a clean  $^{19}\text{F}$  spectrum.<sup>8</sup> Clearly, the glass surface catalyzes the rapid decomposition of  $\text{XeF}_2$  and we presume that the weakly basic solvent  $\text{CH}_3\text{CN}$  effectively neutralizes the acidic surface of the glass.

All our previous studies<sup>2</sup> have been carried out in glass vessels. We therefore investigated the fluorodesilylation of *p*-tolyltrimethylsilane (**4**,  $\text{R} = \text{Me}$ ) under identical conditions but in an FEP flask and found that no reaction took place. We repeated the reaction in a dry glass flask that had been prewashed with alkali ( $\text{NaOH}$ ) and again no reaction was observed. It is clear that the acidic surface of the glass is necessary for the fluorodesilylation reaction (**4**  $\rightarrow$  **6**), presumably to generate the electrophile  $\text{FXe}^+$ . When this cannot occur, i.e., in FEP, alkali washed glass, or  $\text{CH}_3\text{CN}$  solution, the  $\text{XeF}_2$  remains un-ionized and does not react as an electrophile.

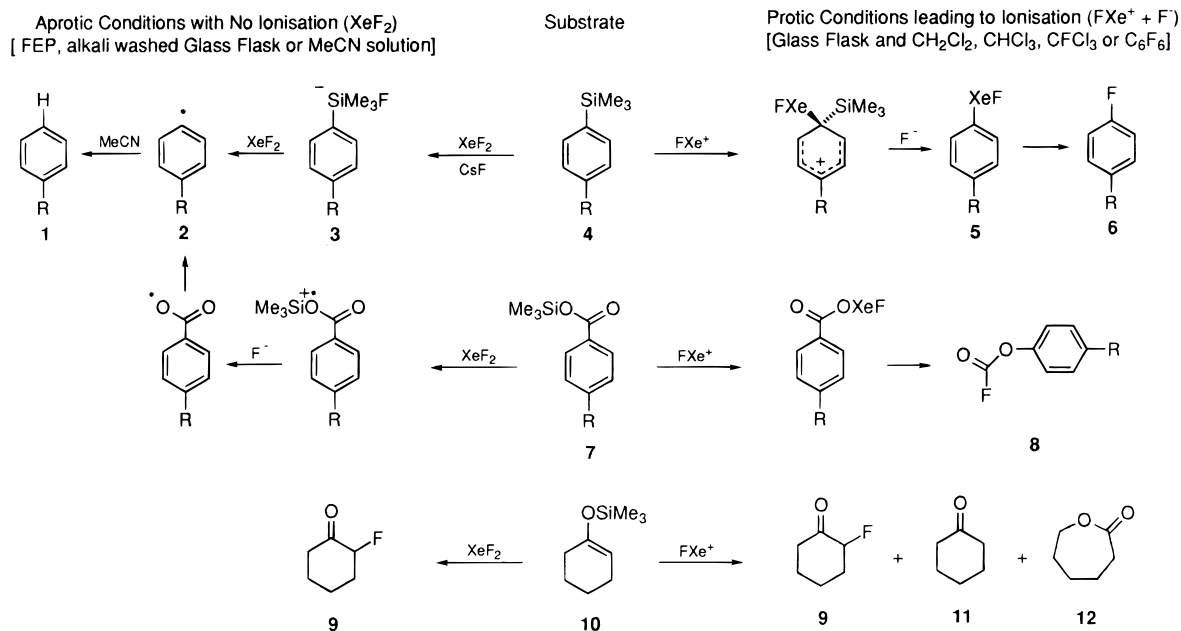
The reaction conditions upon which two distinct modes of reaction of  $\text{XeF}_2$  with organic substrates critically depend can now be recognized. Under protic conditions ionization occurs and the reacting species is the electrophilic fluoroxenonium cation ( $\text{FXe}^+$ ), which in the case of fluorodesilylation (**4**  $\rightarrow$  **6**) leads to the observed product by a mechanism that we have discussed previously.<sup>2,6</sup> The ligand coupling of the xenon intermediate (**5**  $\rightarrow$  **6**) probably occurs via homolytic cleavage of the carbon–xenon bond and subsequent in-cage coupling to fluorine in accord with the principles recently described by Frohn and Bardin.<sup>9</sup> Some escape of the aryl radical then satisfactorily accounts for the minor radical derived products that we observed.<sup>2a</sup> This contrasts with the observation of Bardin and co-workers,<sup>10</sup> who reported that in  $\text{CH}_3\text{CN}$  together with a trace of fluoride catalyst ( $\text{CsF}$ ) the products are hydrocarbons (e.g. **1**) formed via the aryl radicals **2**. They rationalize the formation of these radicals in terms of a one-electron oxidation of an intermediate anion **3**.<sup>10</sup> This mechanism is entirely consistent with the presence of only un-ionized  $\text{XeF}_2$  under their conditions. Similarly, we now recognize that reaction of trimethylsilyl benzoates **7** with ionized  $\text{XeF}_2$  leads to the rearranged products **8** whereas un-ionized  $\text{XeF}_2$  acts as a one-electron oxidizing agent giving radical-derived products (e.g. **1**).<sup>2b</sup>

On the basis of the mechanistic studies described above we anticipated that if reaction of  $\text{XeF}_2$  with trimethylsilyl enol ethers<sup>11a</sup> occurs via a SET mechanism then  $\text{MeCN}/\text{glass}$  would provide convenient and optimal reaction conditions. To test this hypothesis 1-((trimethylsilyloxy)cyclohexene (**10**) was reacted with  $\text{XeF}_2$  under these conditions and this did indeed result in a very clean and quantitative transformation to 2-fluorocyclohexanone (**9**). Subsequently we have studied a series of trimethylsilyl enol ethers and obtained similar results: details of the scope of this convenient  $\alpha$ -fluorination procedure together with further evidence for a SET mechanism occurring via a radical cation (Scheme 2) will be published elsewhere.<sup>11b</sup> In contrast, use of  $\text{C}_6\text{F}_6$  as solvent in a glass flask results in a much more complex reaction and the composition of the product mixture is dependent upon reaction time and workup conditions. In addition to compound **9**, probably formed via electrophilic addition of  $\text{FXe}^+$  to the enol ether, cyclohexanone (**11**) and rearrangement products including  $\epsilon$ -caprolactone (**12**) are formed (Scheme 1). Rearrangement to oxepane derivatives is characteristic of electron-deficient intermediates<sup>2b,12</sup> and probably occurs by a mechanism of the type shown in Scheme 3.

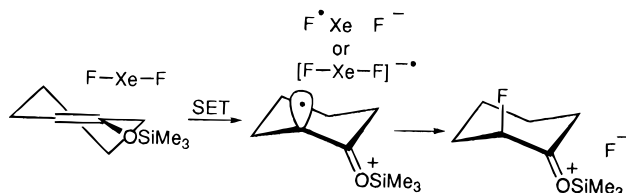
(1) Tius, M. A. *Tetrahedron* **1995**, *51*, 6605.  
(2) (a) Lothian, A. P.; Ramsden, C. A. *Synlett* **1993**, 753. (b) Nongkunsarn, P.; Ramsden, C. A. *J. Chem. Soc., Perkin Trans. 1* **1996**, 121.  
(3) (a) Ramsden, C. A.; Rose, H. L. *Synlett* **1997**, 27. (b) Bodajla, M.; Jones, G.; Ramsden, C. A. *Tetrahedron Lett.* **1997**, *38*, 2573. (c) Ramsden, C. A.; Rose, H. L. *J. Chem. Soc., Perkin Trans. 1* **1997**, 2319.  
(4) (a) Clews, J.; Cooksey, C. J.; Garratt, P. J.; Land, E. J.; Ramsden, C. A.; Riley, P. A. *J. Chem. Soc., Chem. Commun.* **1998**, 77. (b) Cooksey, C. J.; Garratt, P. J.; Land, E. J.; Pavel, S.; Ramsden, C. A.; Riley, P. A.; Smit, N. *J. Biol. Chem.* **1997**, *272*, 26226. (c) Clews, J.; Land, E. J.; Ramsden, C. A.; Riley, P. A. *J. Chem. Soc., Perkin Trans. 1* **1998**, 1009.  
(5) Pike, V. W. *J. Psychopharmacol.* **1993**, *7*, 139.  
(6) Ramsden, C. A. *Chem. Soc. Rev.* **1994**, *23*, 111.  
(7) Dukat, W. W.; Holloway, J. H.; Hope, E. G.; Townson, P. J.; Powell, R. L. *J. Fluorine Chem.* **1993**, *62*, 293.  
(8) (a) Meinert, H.; Rüdiger, S. *Z. Chem.* **1967**, *7*, 239. (b) Ingman, L. P.; Jokisaari, J.; Oikarinen, K.; Seydoux, R. *J. Magn. Reson.* **1994**, *111A*, 155.

(9) Frohn, H. J.; Bardin, V. V. *Z. Anorg. Allg. Chem.* **1996**, *622*, 2031.  
(10) Bardin, V. V.; Stennikova, I. V.; Furin, G. G.; Leshina, T. V.; Yakobson, G. G. *Zh. Obshch. Khim.* **1988**, *58*, 2580.  
(11) (a) Filler, R.; Cantrell, G. *J. Fluorine Chem.* **1985**, *27*, 35. (b) Ramsden, C. A.; Smith, R. G. Manuscript in preparation.

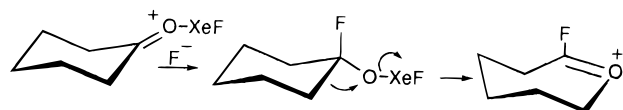
## Scheme 1



## Scheme 2



## Scheme 3



The reaction of  $\text{XeF}_2$  as either a one-electron oxidant ( $\text{XeF}_2$ ) or an electrophile ( $\text{FXe}^+$ ) has been discussed,<sup>1,13–15</sup> and it is well-known that HF catalyzes the latter mode of reaction. However, the influence of solvent and flask has not previously been recognized. Reutov and co-workers<sup>16</sup> have suggested that trace amounts of “active electrophilic fluorinated silicon derivatives” catalyze the fluorination of cyclophanes: Shellhamer and co-workers<sup>17</sup> have suggested that “adventitious HF” formation occurs as a result of traces of “moisture on the surface of solid  $\text{XeF}_2$ ”. We now believe that in both these cases acidic protons associated

(12) (a) Stavber, S.; Koren, Z.; Zupan, M. *Synlett* **1994**, 265. (b) Zajc, B.; Zupan, M. *J. Org. Chem.* **1990**, 55, 1099. (c) Stavber, S.; Sket, B.; Zajc, B.; Zupan, M. *Tetrahedron* **1989**, 45, 6003. (d) Zajc, B.; Zupan, M. *J. Org. Chem.* **1982**, 47, 573.

(13) Filler, R. *Isr. J. Chem.*, **1978**, 17, 71.

(14) Zupan, M. In *The Chemistry of Functional Groups, Supplement D*; Patai, S., Rappoport, Z., Eds.; John Wiley & Sons Ltd.: Chichester, 1983; pp 657–679.

(15) Bardin, V. V.; Yagupolskii, Y. L. In *New Fluorinating Agents in Organic Synthesis*; German, L., Zemskov, S., Eds.; Springer-Verlag: Berlin, 1989.

(16) Nikanorov, V. A.; Rozenberg, V. I.; Kharitonov, V. G.; Antonov, D. Yu.; Mikul'shina, V. V.; Galakhov, M. V.; Krut'ko, D. P.; Kopelev, N. S.; Guryshv, V. N.; Yur'ev, V. P.; Reutov, O. A. *Dokl. Akad. Nauk SSSR (Engl.)* **1990**, 315, 370.

with the glass flasks catalyze the reactions. In a recent review Tius<sup>1</sup> makes the following introductory statement: “Most reactions with  $\text{XeF}_2$  can be conducted in glass apparatus with no apparent diminution in yield.” This view must now be modified: the choice of flask and solvent is critical but has received little attention. We have analyzed the primary literature for 54 discrete types of reaction reviewed by Tius.<sup>1</sup> For this reaction set the types of vessel used were as follows: FEP or similar flask (7), glass flask (12); both FEP and glass (3); metal containers (2); and nature of the flask not specified (30). The choice of solvent [ $\text{CH}_2\text{Cl}_2$  (57%),  $\text{CHCl}_3$  (2%),  $\text{CH}_3\text{CN}$  (5%),  $\text{C}_6\text{F}_6$  (2%), other solvents or mixtures (34%)] was also variable and there was no systematic selection or correlation with the choice of vessel.

Finally, to exploit the catalytic effect of glass, we have investigated a series of ten  $\text{XeF}_2$  reactions that have been described as requiring HF catalysis.<sup>1,12</sup> Our preliminary studies now show that when these reactions are carried out in dry  $\text{CH}_2\text{Cl}_2$  solution in a glass flask the formation of the relevant products does occur without the need for addition of HF. This is a much more convenient procedure for performing electrophilic reactions of  $\text{XeF}_2$  and should encourage wider usage of this reagent.

In summary, we have described the previously unrecognized influence of solvent and vessel on the mode and quality of reaction of  $\text{XeF}_2$  and have demonstrated examples of how an understanding of this influence leads to improved synthetic procedures for both the one-electron oxidation (e.g.  $\alpha$ -fluorination) and electrophilic addition (e.g. glass catalysis) modes.

**Acknowledgment.** We thank the EPSRC for the award of a project studentship (to R.G.S.) and Drs. V. W. Pike and F. I. Aigbirhio (MRC Cyclotron Unit, Hammersmith Hospital, UK) for valuable discussions.

JA9804316

(17) (a) Shellhamer, D. F.; Chiacco, M. C.; Gallego, K. M.; Low, W. S. C.; Carter, B.; Heasley, V. L.; Chapman, R. D. *J. Fluorine Chem.* **1995**, 72, 83. (b) Druelinger, M. L.; Shellhamer, D. F.; Chapman, R. D.; Shackelford, S. A.; Riner, M. E.; Carter, S. L.; Callahan, R. P.; Youngstrom, C. R. *J. Chem. Soc., Perkin Trans. 2* **1997**, 787.